



*Australian*  
**Air League**

**90<sup>TH</sup> ANNIVERSARY  
1934-2024**

**2024  
AUSTRALIAN AIR LEAGUE  
REVIEW DIGEST**

**29 SEPTEMBER 2024**

**[aalreview.airleague.com.au](http://aalreview.airleague.com.au)**

# CONTENTS

<b>Message from the Chief Commissioner .....</b>	<b>4</b>
<b>Introduction .....</b>	<b>5</b>
<b>Timetable.....</b>	<b>5</b>
<b>General Information .....</b>	<b>6</b>
2.0 Dress .....	6
3.0 Duty of Care to Members .....	6
4.0 Non-Smoking Event .....	6
5.0 Duty Group .....	7
6.0 Results .....	7
7.0 Requests for Further Information .....	7
<b>FIELD AND SOLO COMPETITIONS .....</b>	<b>8</b>
<b>Field Competitions .....</b>	<b>9</b>
8.0 Competition Areas .....	9
9.0 General Conditions of Entry to Field Competitions .....	9
10.0 Squadron Section Drill .....	11
11.0 Junior Section Drill .....	12
12.0 Wing Section Drill .....	13
13.0 Officer Section Drill .....	13
14.0 Flight Drill .....	14
15.0 Flag Party Drill.....	15
<b>Solo Music Competitions .....</b>	<b>17</b>
16.0 Solo Competitions - General .....	17
17.0 Solo Snare Drum Requirements .....	17
18.0 Solo Tenor Drum Requirements .....	18
19.0 Solo Bugle Requirements .....	18
<b>PHYSICAL ACTIVITIES COMPETITION .....</b>	<b>19</b>
<b>Ball Games .....</b>	<b>20</b>
20.0 General Conditions .....	20
21.0 Ball Games Rules and Procedures .....	21
<b>EDUCATION COMPETITIONS .....</b>	<b>24</b>
22.0 Introduction.....	25
23.0 Education Competition Staff.....	25
<b>Squadron Education Display .....</b>	<b>25</b>
24.0 Education Display Conditions and Judging.....	25
<b>Modelling .....</b>	<b>28</b>
25.0 Competition Categories.....	28
26.0 General Conditions of Entry .....	29
27.0 Kites .....	30
28.0 Plastic Modelling – Aircraft 1/72 Scale (and smaller) and 1/48 Scale (and larger) Competitions .....	30
29.0 Plastic Modelling – Open Space Vehicles (Actual), Ships, Cars, Armour Vehicles, Science Fiction etc. ....	31
30.0 Plastic Modelling – Group Build 1/72 Scale CAC Boomerang.....	31
31.0 Diorama Modelling Aircraft and Associated Equipment only .....	32
<b>Education Essay .....</b>	<b>34</b>
32.0 Education Essay Conditions and Judging.....	34
<b>Education Assessment Competition .....</b>	<b>36</b>

33.0	Assessment Competitions Conditions .....	36
<b>AIR ACTIVITIES COMPETITIONS .....</b>		<b>37</b>
<b>Balsa Model Flight Competition.....</b>		<b>38</b>
34.0	Balsa Model Flight Competition Conditions .....	38
<b>Aircraft Recognition Competition.....</b>		<b>40</b>
35.0	Aircraft Recognition Competition Conditions and Entries .....	40
<b>Drone Flying Competition.....</b>		<b>41</b>
36.0	Drone Flying Competition Conditions .....	41
<b>AFTERNOON PARADE .....</b>		<b>42</b>
<b>Afternoon Parade .....</b>		<b>43</b>
37.0	Afternoon Review Staff .....	43
38.0	Dress.....	43
39.0	Duty of Care to Members .....	43
40.0	Afternoon Review Competition Entries .....	43
41.0	Afternoon Review Competition Requirements .....	43
42.0	Afternoon Parade Order.....	45
43.0	Afternoon Parade Procedure .....	45
<b>2024 AAL REVIEW FIELD COMPETITIONS ENTRY FORM.....</b>		<b>47</b>
<b>2024 AAL AFTERNOON PARADE ENTRY FORM.....</b>		<b>48</b>
<b>2024 AAL REVIEW SOLO MUSIC COMPETITIONS ENTRY FORM.....</b>		<b>49</b>
<b>2024 AAL REVIEW EDUCATION DISPLAY &amp; ESSAY ENTRY FORM .....</b>		<b>50</b>
<b>2024 AAL REVIEW - MODELLING ENTRY FORM.....</b>		<b>51</b>

## Message from the Chief Commissioner

It is my pleasure to be able to extend to all members, their families, and friends an invitation to join with us at the 2024 Australian Air League Review on Sunday 29<sup>th</sup> September 2024.

We are expecting members from South Australia, Victoria, New South Wales, and Queensland to join each other in the day's activities renewing old friendships and making new friends.

Due to COVID intervening it has been six years since we have held an Australian Air League Review. This means we have a large proportion of our Cadets who have never been to a National Review. This year we are celebrating 90 years of operation as the Australian Air League, and to mark this occasion we have added fun activities, which I am sure our Cadets and many Officers will enjoy.

After many years in the Australian Air League, I still look forward to meeting everyone at Reviews, and this one is no exception. As your new Chief Commissioner, I would love to chat and get to know as many of you as possible from Cadets through to Officers.

Good luck to those entering competitions and best wishes to you all.

Sincerely

Comr. Greg O'Brien MSA.  
Acting Chief Commissioner  
31 March 2024

# Introduction

- 1.1 The Australian Air League Review will be conducted on Sunday, 29 September 2024. The location of the Australian Air League Review is to be confirmed and further information will be issued at a later date.
- 1.2 **All Squadrons are invited to attend** and compete and to take part in the Afternoon Parade.
- 1.3 There will be ONE stream of competitions for field – Open. Every effort is being made to ensure that all personnel who attend have the opportunity to compete – no matter what the size of their squadron is. This is reflected in the rules for the individual competitions which can be found in the section [Field Competitions](#).
- 1.4 Units should note that a minimum standard of marking competitors applies. Consequently, individuals or units who find that they are the sole entrant in a competition will be declared the winner only if they reach the minimum standard required.

# Timetable

## Sunday 29 September 2024

- **0700 hrs Education Displays commence setting up**
- 0700 hrs Duty Group (NSW Group) to report for duty
- **0800 hrs Units to be present at the ground**
- **0800 hrs Solo Drumming and Bugle Competitions commence**
- 0800 hrs Judges Briefing
- 0810 hrs General Officers Briefing
- 0820 hrs Official Opening by the Chief Commissioner
- 0825 hrs Flag Rise
- **0830 hrs Field Competitions Commence**
- **0900 hrs Education Display setting up closes, judging commences**
- **1200 hrs Ball Games Competitions Commence**
- **1230 hrs Band Competitions Commence**
- **1300 hrs All Afternoon Parade Statements to be handed in**
- **1400 hrs Afternoon Parade Forms Up**
- 1430 hrs Parade Marches On
- 1600 hrs Approximate Completion Time

**Timetable is subject to change on the day.** It is the responsibility of Squadron Officers to ensure that their competing units are at the correct place at the correct time. Close attention **must** be made to all public address announcements.

**Note:** Allowances will be made for units travelling long distances who may otherwise miss some of the early cut off times.

# General Information

## 2.0 Dress

- 2.1 Members are to wear the Australian Air League uniform as laid down in [Section 18](#) of the Australian Air League Manual.
- 2.2 Whilst full details can be found in the manual, members are also advised the following will be closely scrutinised:
  - 2.2.1 Warrant Officers must ensure they have correct insignia, and have correct cap badges.
  - 2.2.2 Jumpers under officer jackets are not allowed.
  - 2.2.3 Members must have correct Air League slacks or trousers.
  - 2.2.4 Members are to adhere to the requirements of [Paragraphs 1.8 to 1.15 in Section 18](#) regarding personal appearance in relation to hair, jewellery, make up, etc.
- 2.3 Medals and Decorations must be worn for the afternoon parade. Name tags are not to be worn at any time during the day. Only medals and badges authorised by the Australian Air League, and for which the member has an authority card, are to be worn. Officers ranking Squadron Captain and above are to wear the Officer Jacket for the afternoon parade
- 2.4 Navy blue uniform jumpers/AAL jackets may be worn throughout the course of the day.
- 2.5 Membership Cards and Authority Cards must be carried by members for all rank, badges and medals that they wear.

## 3.0 Duty of Care to Members

- 3.1 It is the responsibility of all Squadron OCs to ensure that the members of their squadron are fit and well throughout the day. Members who are feeling ill should not be allowed to take part in competitions or the afternoon parade.
- 3.2 Squadron OCs are to ensure members are provided with adequate shade, refreshments and sun protection at this Review. Squadron OCs should refer to the Australian Air League's policy on sun protection ([AAL Manual Section 1, Para 4.0](#))
- 3.3 Any injured or ill members are to be immediately referred to the designated Review First Aid Officer.
- 3.4 Group Executive Commissioners will ensure Squadron OCs within their Group follow these directives.

## 4.0 Non-Smoking Event

- 4.1 As per the Australian Air League's policy on smoking ([AAL Manual Section 1, Para 5.0](#)) the Australian Air League Review is a non-smoking event. All personnel are to strictly follow this directive. No person attending, including non-members, will be allowed to smoke/vape within the grounds of the Australian Air League Review.

## **5.0 Duty Group**

- 5.1 The Duty Group is **New South Wales Group**.
- 5.2 **New South Wales Group** is to designate an officer as a duty officer who is to ensure adequate personnel are available and present for duty when rostered. The duty officer should contact the Federal Field Commissioner for further instructions.

## **6.0 Results**

- 6.1 When finalised and available, all units taking part in the competitions will be given a summary of where they lost points in order that they may be corrected for future competitions.

## **7.0 Requests for Further Information**

- 7.1 Should any further information be required regarding the Australian Air League Review, please contact your Group Field Commissioner/Officer.

**Visit the Australian Air League Review website at:**

**<https://aalreview.airleague.com.au>**

**For the latest news and updates**

# **FIELD AND SOLO COMPETITIONS**



# Field Competitions

## 8.0 Competition Areas

- 8.1 The reporting tent for all competitions (solo and field) will be situated near the entrance to the main ground, south of the seating area. Refer to [Appendix A](#), Field Competitions Map for more details.

## 9.0 General Conditions of Entry to Field Competitions

### 9.1 Competitions

#### 9.2 Note Categories of competitions and eligibility have changed from previous years

- 9.3 There will be one main category of competitions:

##### 9.3.1 Open Competitions

- 9.4 All squadrons may take part in the Open Competition.

### 9.5 Squadrons Combining to Compete

- 9.6 Squadrons can combine in most competitions where they do not have enough numbers to compete in their own right. Refer to individual Drill competitions for exact requirements.

### 9.7 Age Limits

- 9.8 The following age restrictions apply for competitions:

- 9.9 Members competing as NCOs or cadets must be under the age of 18 as at 29 September 2024.

- 9.10 Members 18 years or older as at 29 September 2024 cannot compete.

- 9.10.1 Exceptions apply for Officer Section Drill and Band Drill competitions – see sections [14.0](#), and [17.0](#) respectively for further details.

### 9.11 Membership Requirements

- 9.12 All members competing in field competitions must be current financial members of the Australian Air League. Members competing must have membership cards or proof of current membership (e.g. copy of receipt of joining fee).

### 9.13 Entry to Competitions

- 9.14 Squadrons wishing to enter field competitions must do so by completing the attached [Field Competitions Entry Form \(Form A\)](#) and forward to their Group Field Commissioner/Officer by **Sunday 21 July 2024**.

Group Field Commissioners/Officers will check and forward the relevant correct entry forms to the Federal Field Commissioner on or before **Sunday 04 August 2024**.

### 9.15 Entry to Competition Areas

- 9.16 No Officer or NCO other than those in charge of or participating in the competing unit is allowed onto the competition area during the competitions without prior consent of competition staff unless in an emergency. Squadron OCs are also to ensure that no other members (including parents, family and others associated with their squadron) are allowed onto the competition area. **This includes people taking photos/video of competing units on the competition area without prior authorisation.** Failure to do so may result in disqualification.

### 9.17 Communication with Judges

- 9.18 Only competition staff may communicate with judges. Units whose members and associates who do not adhere to this requirement are liable for disqualification.

## 9.19 Protests and Disqualifications

- 9.20 All protests must be lodged in **writing** with the Review Marshal within one hour of the completion of the concerned unit's competition. **No protest will be accepted after this time limit.**
- 9.21 Should a dispute arise over any decision, it will be referred to the Chief Marshal whose decision shall be FINAL.
- 9.22 **Any Unit found cheating or being in any other way dishonest may find they are disqualified from ALL competitions.** Dishonest behaviour includes, but is not limited to, fielding NCOs with incorrect rank, competitors competing outside of their age groups, fielding non-financial members in competitions and interfering with the running of competitions.
- 9.23 The Australian Air League relies on Units' honesty and sense of fair play when entering competitions. Field Competition Staff on the day have the right to ask for proof of age, membership and/or rank where deemed necessary.

## 10.0 Squadron Section Drill

- 10.1 All Squadrons may compete in Section Drill provided they have the correct complement.
- 10.2 All members competing must be under the age of 18 as at 29 September 2024.
- 10.3 All members in the Section must be from the same squadron.
- 10.4 Only **one entry per Squadron** is allowed. Squadrons cannot combine for Squadron Section Drill. Units that need to combine may take part in [Wing Section Drill](#).
- 10.5 This competition is open to Squadrons only.

### 10.6 Complement Requirements:

- 10.6.1 *Total Number:* **6** including NCO in charge. Sections must have the full complement of 6 otherwise they are deemed to be non-competitive.
- 10.6.2 *NCO in Charge:* Highest Rank permissible is Corporal.
- 10.6.3 *Section Members:* Must have **5** Cadets or Leading Cadets and no Corporals in the section. If Leading Cadets are present in the section, a Leading Cadet must be the marker. No section member can out rank the NCO in charge.

### 10.7 Section Drill Diagram

- 10.8 The following describes the orders and diagram to be used for Section Drill Competitions (Squadron, Junior, Wing and Officer Competitions). This information is in line with the [Australian Air League Manual, Section 12](#).

#### 10.9 Fall in Orders

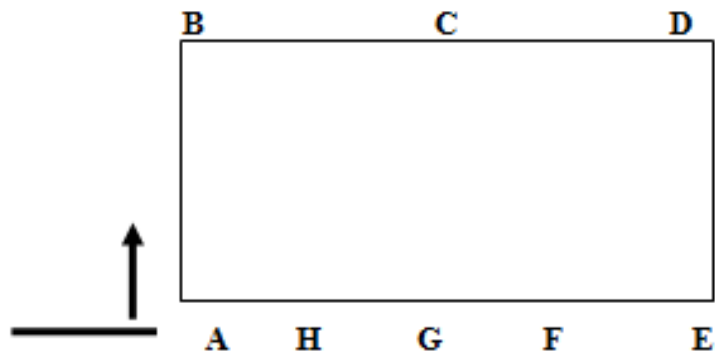
- 1. Section, On Parade
- 2. Marker, Fall In
- 3. Marker, Stand at Ease
- 4. Section, Fall In
- 5. Section, Attention
- 6. Section, Number
- 7. Section, Right Dress
- 8. No. ##, Move forward/Move to the rear, Steady
- 9. Section, Steady
- 10. Section, Eyes Front

#### 10.10 Diagram 4 Orders

- A** Section, Quick March
- B1** Section, to the Halt, Change Direction Right, Right Form
- B2** Section, Slow March
- C** Section, Into Quick Time, Quick March
- D** Section, Move to the Right, Right Turn
- E** Section, Change Direction Right, Right Wheel
- F** Section, Eyes Right
- G** Section, Eyes Front
- H** Section, Halt

### 10.11 Diagram 4 – Section

Note: not to scale



## 11.0 Junior Section Drill

- 11.1 All Squadrons may compete in Junior Section Drill, provided they have the correct complement.
- 11.2 Where squadrons do not have sufficient numbers to compete in their own right, Squadrons may combine up to a maximum of three. Squadrons who combine are not allowed to field members in any other competing Junior Section.
- 11.3 All members competing must be under the age of 12 as at 29 September 2024.
- 11.4 Squadrons may enter two junior sections. If a Squadron is entering two junior sections, they must follow the conditions set out at Section 12.5.

### 11.5 Extra Conditions for Squadrons Entering Two Junior Sections:

- 11.5.1 No member may compete in more than one junior section.
- 11.5.2 Both junior sections from the squadron must present themselves at the same time to the competition marshal/s.
- 11.5.3 The total number of junior sections that a Squadron intends to enter must be placed on the [Field Competitions Entry Form \(Form A\)](#).

### 11.6 Complement Requirements:

- 11.6.1 *Total Number:* **6** including NCO in charge. Junior Sections must have the full complement of 6 otherwise they are deemed to be non-competitive.
- 11.6.2 *NCO in Charge:* Highest Rank permissible is Corporal.
- 11.6.3 *Section Members:* Must have **5** Cadets or Leading Cadets and no Corporals in the section. If Leading Cadets are present in the section, a Leading Cadet must be the marker. No section member can out rank the NCO in charge.

### 11.7 Junior Section Drill Diagram

- 11.7.1 Refer to sections [11.7 to 11.9](#) for details of the section diagram and orders.

## 12.0 Wing Section Drill

- 12.1 This competition is primarily for Squadrons who do not have enough members to compete in Squadron Section Drill in their own right. Sections taking part in this competition must be composed of at least two squadrons. Squadrons should be from the same Wing. Where this is not feasible, squadrons may combine with any other squadron from the same Group.
- 12.2 Squadrons who have competed in Squadron Section Drill are not permitted to enter Wing Section Drill.
- 12.3 All members competing must be under the age of 18 as at 29 September 2024.
- 12.4 Where an entry from a Wing has been made, only one entry per Wing is allowed.

### 12.5 Complement Requirements:

- 12.5.1 *Total Number:* **6** including NCO in charge. Sections must have the full complement of 6 otherwise they are deemed to be non-competitive.
- 12.5.2 *NCO in Charge:* Highest Rank permissible is Corporal.
- 12.5.3 *Section Members:* Must have **5** Cadets or Leading Cadets and no Corporals in the section. If Leading Cadets are present in the section, a Leading Cadet must be the marker. No section member can out rank the NCO in charge.

### 12.6 Wing Section Drill Diagram

- 12.6.1 Refer to Sections [11.7 to 11.9](#) for details of the section diagram and orders.

## 13.0 Officer Section Drill

- 13.1 Each Group may enter one section in Officer Section Drill.
- 13.2 Only one entry per Group is allowed.
- 13.3 Note there is only one competition for Officer Section Drill.

### 13.4 Complement Requirements:

- 13.4.1 *Total Number:* **6** including Officer in charge. Sections must have the full complement of 6 otherwise they are deemed to be non-competitive.
- 13.4.2 *Section Members:* May be Officers or Warrant Officers.

### 13.5 Officer Section Drill Diagram

- 13.5.1 Refer to sections [11.7 to 11.9](#) for details of the section diagram and orders.

## 14.0 Flight Drill

- 14.1 All Squadrons may compete in Flight Drill provided they have the correct complement.
- 14.2 All members competing must be under the age of 18 as at 29 September 2024.
- 14.3 Where squadrons do not have sufficient numbers to compete in their own right, they may combine with up to two other squadrons from their Group. Squadrons who combine are not allowed to field members in any other competing Flight.
- 14.4 Squadrons may enter more than one flight. If a Squadron is entering more than one flight they must follow the conditions set out at Section 15.5.

### 14.5 Extra Conditions for Squadrons entering more than one flight:

- 14.5.1 No member may compete in more than one flight.
- 14.5.2 All flights from the squadron must present themselves at the same time to the competition marshal/s.
- 14.5.3 The total number of flights that a Squadron intends to enter must be placed on the [Field Competitions Entry Form \(Form A\)](#).

### 14.6 Complement Requirements for each Flight entered:

- 14.6.1 *Total Number:* **MAXIMUM – 19** (including NCO in charge)  
**MINIMUM – 13** (including NCO in charge). One point will be deducted for each member short of the full complement of 19. Flights with less than 13 members are deemed to be non-competitive.
- 14.6.2 *NCO in Charge:* Highest rank permissible is Sergeant, EXCEPT where there is a Squadron Sergeant in the squadron/s but no Sergeants in attendance, the Squadron Sergeant is permitted to take the flight.
- 14.6.3 *Markers:* No marker may out rank the NCO in charge. Highest permissible rank is Corporal.
- 14.6.4 *Flight Members: (Other than markers)* Minimum is 9, maximum is 15. No flight member may out rank the NCO in charge or the markers. A maximum of 15 Leading Cadets or Cadets may be in the remainder of the flight.

### 14.7 Flight Drill Diagram

- 14.8 The following describes the orders and diagram to be used for the Flight Drill Competition. This information is in line with the [Australian Air League Manual, Section 14](#).

### 14.9 Fall in Orders

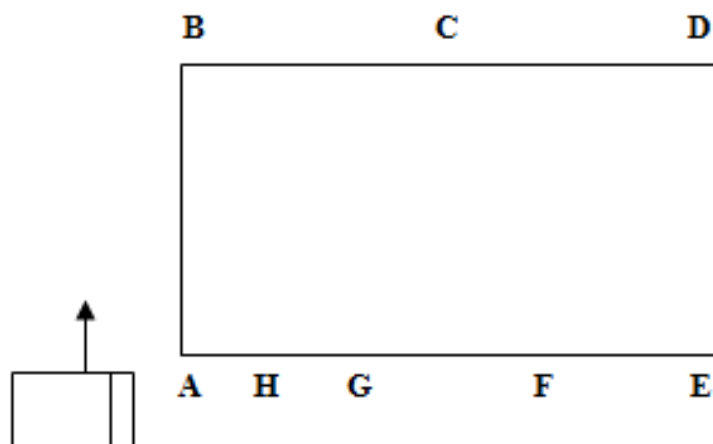
- |   |  |
|---|--|
| 1. Flight on Parade                             | 10. A Section Steady                             |
| 2. Markers Fall In                              | 11. No. #, Move forward/Move to the rear, Steady |
| 3. Markers Cover Off                            | 12. B Section Steady                             |
| 4. Markers Stand at Ease                        | 13. No. #, Move forward/Move to the rear, Steady |
| 5. Flight Fall In                               | 14. C Section Steady                             |
| 6. Flight Attention                             | 15. Flight Steady                                |
| 7. Flight Number                                | 16. Flight Eyes Front                            |
| 8. Flight Right Dress                           | 17. Flight Open Order March                      |
| 9. No. #, Move forward/Move to the rear, Steady | 18. Flight Close Order March                     |

### 14.10 Diagram 4 Orders

- |           |   |          |   |
|-----------|---|----------|---|
| <b>A</b>  | Flight, By the Right, Quick March                       | <b>E</b> | Flight, Change Direction Right, Right Wheel |
| <b>B1</b> | Flight, to the Halt, Change Direction Right, Right From | <b>F</b> | Flight, Eyes Right                          |
| <b>B2</b> | Flight, Slow March                                      | <b>G</b> | Flight, Eyes Front                          |
| <b>C</b>  | Flight, Into Quick Time, Quick March                    | <b>H</b> | Flight, Halt                                |
| <b>D</b>  | Flight, Move to the Right, Right Turn                   |          |   |

### 14.11 Diagram 4 – Flight

Note: not to scale



## 15.0 Flag Party Drill

- 15.1 All squadrons may compete in Flag Party Drill, provided they have the correct complement.
- 15.2 All members competing must be under the age of 18 as at 29 September 2024.
- 15.3 Where squadrons do not have sufficient numbers to compete in their own right, they may combine with up to two other squadrons from their Group. Squadrons who combine are not allowed to field members in any other competing Flag Party.

### 15.4 Complement Requirements:

- 15.4.1 *Total Number:* **7** (including NCO in charge). Flag Parties must have the full complement for a Flag Party with 3 flags and 3 escorts.
- 15.4.2 *NCO in Charge:* Highest rank permissible is Sergeant, EXCEPT where there is a Squadron Sergeant in the squadron/s but no Sergeants in attendance, the Squadron Sergeant is permitted to take the flag party.
- 15.4.3 *Bearers:* **3**. Highest permissible rank is Corporal. No bearer may outrank the NCO in charge.
- 15.4.4 *Escorts:* **3**. Highest permissible rank is Leading Cadet. No escort may outrank a bearer or the NCO in charge.

### 15.5 Flag Party Drill Diagram

15.6 The following describes the orders and diagram to be used for the Flag Drill Competition. This information is in line with the [Australian Air League Manual, Section 13](#).

### 15.7 Fall in Orders

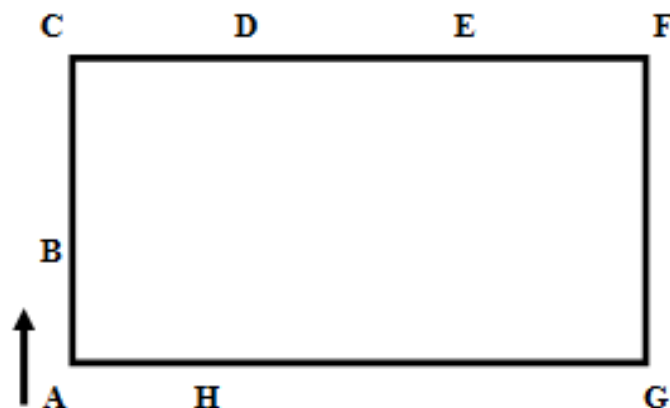
- |   |   |
|---|---|
| 1. Flag Party Prepare to Fall In                | 8. No. #, Move forward/Move to the rear, Steady |
| 2. Flag Party, Bearers, Fall In                 | 9. Escorts Steady                               |
| 3. Flag Party, Escorts on the Bearers, Fall In  | 10. Flag Party Steady                           |
| 4. Bearers, Slope Flags                         | 11. Flag Party, Eyes Front                      |
| 5. Flag Party, Right Dress                      | 12. Bearers, Order Flags                        |
| 6. No. #, Move forward/Move to the rear, Steady | 13. Flag Party, Stand at Ease                   |
| 7. Bearers Steady                               | 14. Flag Party Attention                        |
|   | 15. Bearers, Carry Flags                        |
|   | 16. Bearers, Slope Flags                        |

### 15.8 Diagram 4 Orders

- |  |  |
|--|--|
| <b>A1</b> Flag Party, Slope Flags                        | <b>E</b> Flag Party, Carry Flags                         |
| <b>A2</b> Flag Party, Quick March                        | <b>F</b> Flag Party, Change Direction Right, Right Wheel |
| <b>B</b> Flag Party, Carry Flags                         | <b>G</b> Flag Party, Change Direction Right, Right Wheel |
| <b>C</b> Flag Party, Change Direction Right, Right Wheel | <b>H1</b> Flag Party, Halt                               |
| <b>D</b> Flag Party, Royal Salute                        | <b>H2</b> Flag Party, Order Flags                        |

### 15.9 Diagram 4 – Flag Party

Note: not to scale





# Solo Music Competitions

## 16.0 Solo Competitions - General

16.1 Solo Competitions are as follows:

16.1.1 **Snare Drum:** Junior (Ages 8 to 11)  
Cadet (Ages 12 to 15)  
Senior (Ages 16 to 17)  
Open (18 and over)

16.1.2 **Tenor Drum:** Junior (Ages 8 to 11)  
Cadet (Ages 12 to 15)  
Senior (Ages 16 to 17)  
Open (18 and over)

16.1.3 **Bugle:** Junior (Ages 8 to 11)  
Cadet (Ages 12 to 15)  
Senior (Ages 16 to 17)  
Open (18 and over)

### 16.2 **Ages**

Ages are as at **29 September 2024**. All members must compete within their age group regardless of rank.

### 16.3 **Entry Forms**

All members wishing to compete must be included on the attached [Solo Competitions Entry Form](#) (**Form C**).

### 16.4 **Entry Form Cut Off Date**

Entry forms must be in the possession of your Group Field Commissioner/Officer by **Sunday 21 July 2024**.

Group Field Commissioners/Officers will check and forward the relevant correct entry forms to the Federal Field Commissioner on or before **Sunday 04 August 2024**.

### 16.5 **Start Time and Other Information**

Solo competitions will commence at 0800 hours, and it is the responsibility of individual Squadrons to ensure Soloists have completed their entries so as to participate in the Field Diagrams. Please note Field competitions will not be delayed for members participating in solo competitions.

### 16.6 **Compulsory Tune**

The compulsory tune shall be Tune No 16. – The Thunderer. This tune can be found in the [Australian Air League Manual, Section 20](#).

## 17.0 Solo Snare Drum Requirements

17.1 Competitors in the Solo Snare Drum competition shall be required to play a two 3 beat roll introduction and then play the compulsory tune.

17.2 At the conclusion of the compulsory tune, and on the Judge's instruction, the competitor shall play a free choice piece tune. With the exception of General Salute and Last Post, this tune may be played at the discretion of the competitor.

17.3 Musical performance played during a free choice piece tune can be as creative as the competitor wishes.

## **18.0 Solo Tenor Drum Requirements**

- 18.1 Competitors in the Solo Tenor Drum competition shall be required to play the compulsory tune.
- 18.2 At the conclusion of the compulsory tune, and on the Judge's instruction, the competitor shall play a free choice piece tune. With the exception of General Salute and Last Post, this tune may be played at the discretion of the competitor.
- 18.3 Musical performance played during a free choice piece tune can be as creative as the competitor wishes.
- 18.4 Competitors must be accompanied by at least 1 but not more than 2 accompanying snare drummers. Competitors must provide their own accompaniment.

## **19.0 Solo Bugle Requirements**

- 19.1 Competitors in the Solo Bugle competition shall be required to play the compulsory tune.
- 19.2 At the conclusion of the compulsory tune, and on the Judge's instruction, the competitor shall play a free choice piece tune. With the exception of General Salute and Last Post, this tune may be played at the discretion of the competitor.
- 19.3 Musical performance played during a free choice piece tune can be as creative as the competitor wishes.

# **PHYSICAL ACTIVITIES COMPETITION**

# Ball Games

## 20.0 General Conditions

20.1 Each Group may enter a team to compete ball games competitions. The Ball Games Competitions shall be conducted in accordance with the [Australian Air League Manual, Section 24](#).

20.2 Each team shall consist of eight (8) members who shall be under the age of eighteen (18) years. Teams must be dressed in Physical Education attire in accordance with Section 18 of the Australian Air League Manual. AAL uniform shall not be worn in substitution of Physical Education attire. All members of a team shall be dressed the same. Any team not dressed in accordance with these conditions shall not be permitted to take part in the competition. The ball to be used for each game as nominated shall be as follows:

### 20.3 Medicine Ball:

20.4 Use of Medicine Ball is NOT allowed in any AAL physical activities competitions.

### 20.5 Basketball:

20.6 Basketballs used in AAL physical activities competitions shall be a regulation competition ball 76.25 cm in circumference. A basketball is used in all games.

### 20.7 Procedure:

20.8 All commands shall be given by one (1) blow of a whistle from the competition official.

#### 20.9 *First Whistle:*

Team standing at attention on markers with team captains standing on the first markers as appropriate with the relevant ball at their feet.

#### 20.10 *Second Whistle:*

Teams assume the ready position appropriate to the particular game to be played.

#### 20.11 *Third Whistle:*

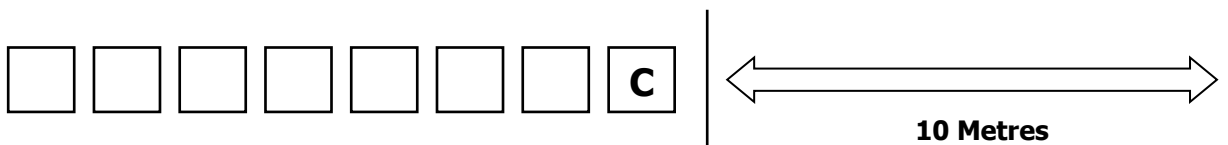
Game commences. If a false start has occurred, this will be indicated by two (2) rapid whistle blows. In such a circumstance the teams shall stop immediately and return to their original positions at which stage the competition shall commence again. All positions of team members will be indicated on the ground by means of markers. This will also be used as a line marker if the game requires the team members to move to a given point.

20.12 Movement off the markers will result in disqualification except if changing position due to rotation or where a game permits members to bunch up. Teams line up in single file on parallel lines to each other no closer than three (3) metres apart. Each team occupies one line. The lines are marked at intervals of one (1) metre from front to rear with the team captain on the first marker.

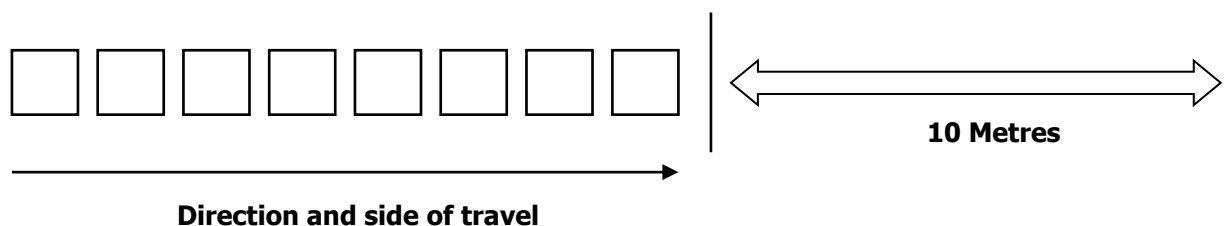
## 21.0 Ball Games Rules and Procedures

### 21.1 First Game - Game Number One (1) Tunnel Ball - Basket Ball

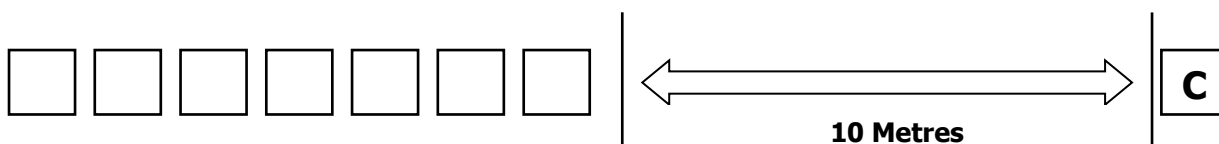
- 21.2 Teams line up in single file on parallel lines to each other no closer than three (3) metres apart. Each team occupies one line; the lines are marked at intervals of one (1) metre from front to rear with the team captain on the first marker.
- 21.3 **"First whistle"** All of the team is standing to attention and the captain has the ball at his/her feet.
- 21.4 **"Second whistle"** Ready position. Team members' feet astride and body bent downwards to make a tunnel with their legs for the ball to pass through. The Captain picks up the ball with both hands and holds it clear of the ground.
- 21.5 **"Third whistle"** Game Commences. The Captain sets the game in motion by throwing the ball down the tunnel where it is propelled by the hands of the team to the member on the end of the line. When the end member receives the ball, he/she runs on the right hand side of the team to the head of the line (see 25.32), while all members move back one (1) marker. The runner then takes up the captain's position and sets the ball going again. As the process is repeated the captain gradually works down to the end of the line. When he/she receives the ball as the last runner he/she runs through to the finish line 10 metres in front, then facing the team at attention with the ball at his/her feet and the rest of the team also standing at attention indicating that they have finished.
- 21.6 It is not necessary for each member to touch the ball.
- 21.7 One foot must be kept on each side of the marker. No bunching up is allowed.
- 21.8 If the ball goes out of the tunnel it may be recovered by the player who missed it and play continued from that point.
- 21.9 The member at the end of the line is **not** permitted to stand back from the mark and take the ball on the run.
- 21.10 **Game Number One Starting Position:**



### 21.11 Game Number One – During Play:

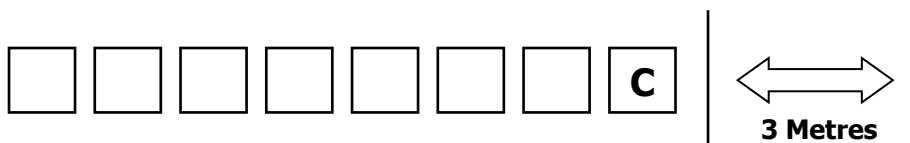


### 21.12 Game Number One – End Position

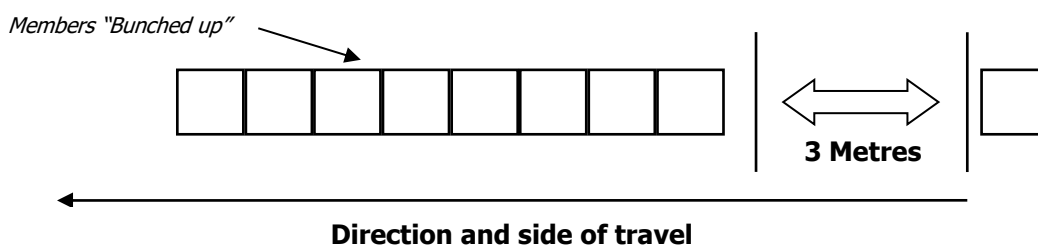


**21.13 Second Game –Game Number Two (2) Run and Throw Back Relay (Basketball)**

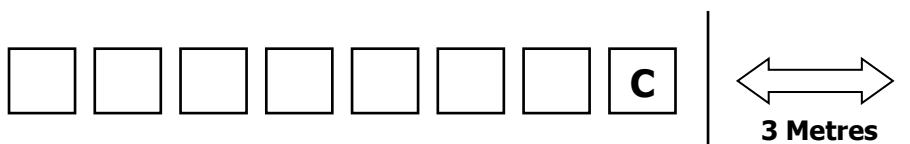
- 21.14 Teams line up in single file on parallel lines to each other no closer than three (3) metres apart. Each team occupies one line; the lines are marked at intervals of one (1) metre from front to rear with the team captain on the first marker.
- 21.15 **"First whistle"** All of the team is standing to attention and the captain has the ball at his/her feet.
- 21.16 **"Second whistle"** Ready Position. The Captain picks up the ball and the remainder of the team bunch up behind the captain (moving off the markers).
- 21.17 **"Third whistle"** Game Commences. Captain runs to the three (3) metre marker in front of the team, stops and throws the ball back to the next team member who catches the ball. The captain then runs down the right hand side of the team (see 25.10 below) to take up a position at the rear of the team. At the same time the member who caught the ball runs to the front marker and throws the ball back to the next member and so on till the captain is back on his/her marker, along with each team member on his/her marker, standing to attention and the captain with the ball at his/her feet, indicating that they have finished.
- 21.18 Members throwing the ball back to the team must be standing at attention and stationary before throwing the ball back to the team.
- 21.19 Members catching the ball must not leave their position prior to receiving the ball.
- 21.20 If the member receiving the ball drops it, they must after retrieving it start their run to the throwing line from the front marker.
- 21.21 **Game Number Two Start Position:**



**21.22 Game Number Two – During Play:**

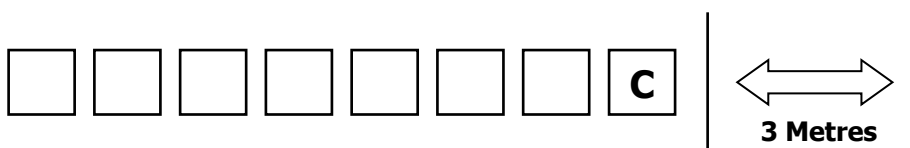


**21.23 Game Number Two End Position:**



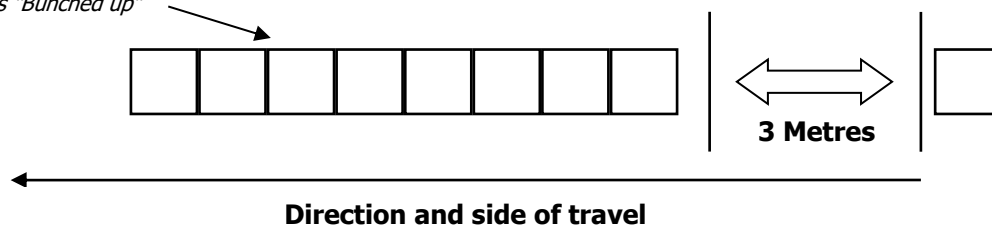
**21.24 Third Game - Game Number Three (3) Bounce Relay - Basketball**

- 21.25 Teams line up in single file on parallel lines to each other no closer than three (3) metres apart. Each team occupies one line; the lines are marked at intervals of one (1) metre from front to rear with the team captain on the first marker.
- 21.26 **"First whistle"** All of the team is standing to attention and the captain has the ball at his/her feet.
- 21.27 **"Second whistle"** Ready Position. The Captain picks up the ball and the remainder of the team bunch up behind the captain (moving off the markers).
- 21.28 **"Third whistle"** Game Commences. The Captain runs to the three (3) metre marker in front of the team, stops and bounces the ball three (3) times. The Captain then throws the ball back to the next team member who catches the ball. The captain then runs down the right hand side of the team (see below) to take up a position at the rear of the team. At the same time the member who caught the ball runs to the front marker, bounces the ball three (3) times and throws the ball back to the next member and so on till the captain is back on his/her marker, along with each team member on his/her marker, standing to attention and the captain with the ball at his/her feet, indicating that they have finished.
- 21.29 Members throwing the ball back to the team must be standing at attention and stationary before throwing the ball back to the team.
- 21.30 Members catching the ball must not leave their position prior to receiving the ball.
- 21.31 If the member **bouncing** the ball loses it during the bouncing, they retrieve the ball and continue the count from the number that the ball was lost from and not from the start.
- 21.32 If the member **receiving** the ball drops it, they must after retrieving it start their run to the throwing line from the front marker.
- 21.33 **Game Number Three – Starting Position:**

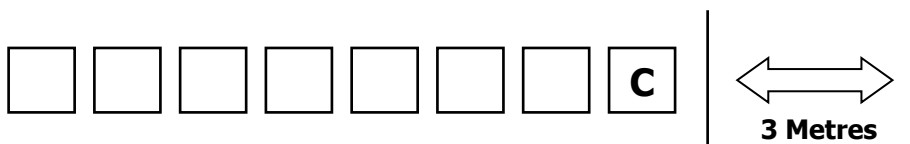


**21.34 Game Number Three – During Play:**

*Members "Bunched up"*



**21.35 Game Number Three – End Position:**



# **EDUCATION COMPETITIONS**



## 22.0 Introduction

- 22.1 The education displays, essays and modelling competitions to be conducted at the Australian Air League Review 2024 provides a medium of friendly competition that will enable members to showcase their competition entries to their peers, official guests, the media and the general public. The education displays and essay competitions focus attention upon a specific subject area of aviation and encourages entrants to let their imagination and creative skills shine.
- 22.2 Since some judging must be conducted prior to the date of the Review, all entries in essay and education examination competitions must be received by the closing date notified below and on the entry form. Details of the education displays, and competitions are provided as follows.

## 23.0 Education Competition Staff

- 23.1 O.C. Education and Modelling Education Competitions – Gp. Comr. Brendan Willard BA

# Squadron Education Display

## 24.0 Education Display Conditions and Judging

Squadrons are invited to enter an Education Display subject to compliance with the 'theme' and in accordance with the conditions of entry below. A single competition will run with ALL Squadrons competing with each other.

### 24.1 Theme

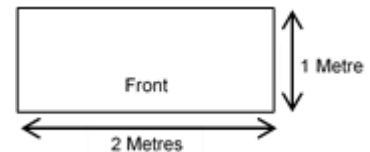
- 24.1.1 The theme for the 2024 AAL Review Education Display and Competition is;

***'Australian Aviation Pioneers'***

- 24.1.2 Since the earliest days of flight, Australian's have been at the forefront of aviation innovation. This year's Education Display theme is to encourage Squadrons to explore the contribution made by Australian's to the development of aviation.

### 24.2 Conditions of Entry

- 24.2.1 All entries are to be designed around a maximum size of two metres wide by one metre in depth. Tables will be provided for the displays.



- 24.2.2 Squadrons wishing to display items which could be regarded as unconventional in shape or requiring special items of equipment are to advise their Group Education Commissioner who will advise the specific nature of the requirement to the Federal Education Commissioner at least four weeks prior to the competition, or alternatively, include the specific details with the competition entry form at the time of submission.
- 24.2.3 Entries are to be made on the [Education Display & Essay](#) entry form (**Form D**) and forwarded to the relevant Group Education Commissioner/Officer by **Sunday 21 July 2024**. Entries are only required from squadrons who wish to enter the competition. There is no need to inform competition staff if a squadron is not entering the competition. The Group Education Commissioner will then pass on all entries to the Federal Education Commissioner no later than **Sunday 04 August 2024**. Late entries may be accepted at the discretion of the Federal Education Commissioner.

- 24.2.4 Electricity is available in the display area however squadrons are to provide their own extension cords and power boards if required.
- 24.2.5 Displays are to be set up and dismantled by squadron personnel.
- 24.2.6 On Sunday 29 September 2024 the display area will be open from 0700 hours for the setting up of displays. All displays are to be set up by 0900 hours.
- 24.2.7 All displays must remain in the competition area until after the Ceremonial Parade and presentations. Displays are to be disassembled and removed as soon as possible following the parade.
- 24.2.8 All squadrons are to provide a name tag to identify their display. The name tag is to be 40cm x 10cm with the squadron name clearly printed on the tag.
- Note:** The name tag is to be removed or concealed for judging. The name tag is to be the only means of identifying the squadron. The squadron name or any form of identification must not appear anywhere on the education display itself.
- 24.2.9 In order to compete, all squadron members who participated in the construction of the display must be financial members of the League.
- 24.2.10 A listing of members names, ages and the specific parts of the display that the member participated in is to be provided either, a; attached to the entry form when sent to the relevant Group Education Commissioner, or b; given to the Federal Education Commissioner or his 2.I.C. at the time of setting up the display.

### 24.3 Judging

- 24.3.1 Judging of Squadron education displays will commence at 0900 hours. Except for authorised personnel, all persons are to vacate the display area whilst judging is being conducted.

### 24.4 Judging Criteria

- 24.4.1 Squadron education displays will be judged on the following criteria with points allocated as indicated:
- 24.4.2 **Layout (10 points):**  
A well-structured and uncluttered display is expected compared to one that is unstructured or cluttered. Information should be laid out which allows the viewers/judges to clearly follow progression or development over the period covered within the topic.
- 24.4.3 **Overall Presentation (15 points):**  
Legibility at a viewing distance of 1.5 metres is essential and the initial appearance would attract a viewer to approach the display. The quality of workmanship shall be assessed considering the age of the members used in the preparation of the display.
- 24.4.4 **Materials & Skills (15 points):**  
The use of a wider range of materials and skills to put the display together will be awarded higher points. Items such as models, dioramas, creativity in design, board structure, technology and effects contribute to this area. No preference shall be given to hand sketches compared to photos or magazine pictures. The materials used, and skills shown should reflect the level of the Cadets.
- 24.4.5 **Content (40 Points):**  
Points will be awarded based upon the coverage of the full theme and the level of depth in the research shown. Content should be educational to viewers and judges and show the learning of the Cadets in the areas covered in the theme while completing the display. Squadrons should provide a reference list of where the information was obtained to show evidence of research level. The writing level should be reflective of the age of the Cadets completing the display. Straight copy and paste of text from websites would attract lower marks.
- 24.4.6 **Adherence to Rules (5 points):**  
Points will be deducted for each rule not adhered to e.g. entry form not completed with all relevant information, late entry, cadet participation level not indicated, Squadron name on display etc.

24.4.7 ***Cadet Participation (15 points):***

Names and ages of members must appear on a separate document indicating which member is responsible for which component of the display. This may be at a research, drawing, sheet, operating component or written section level. Where multiple cadets participated in the completion of one component, all of their names should appear for that component. The greater the percentage of members of a squadron participating, the higher the mark, based upon the squadron strength at 30 June 2024. This information is to be supplied by each squadron and shall be attached to the entry form.

# Modelling

## 25.0 Competition Categories

25.1 In conjunction with the squadron education display, modelling competitions will be conducted for individual members. Members may compete in the following nominated age groups and shall be subject to the conditions of entry.

25.2 Note: Balsa Models are now included under Air Activities Competitions – see [Balsa Model Flight Competition](#)

25.3 Single competitions will be run with entries accepted for the following categories:

### 25.4 [Kite](#)

25.4.1 'Diamond Kite' or 'Lawrence Hargrave Box Kite'

Entry Code	Age Group
K1	8 – 11 years
K2	12 – 14 years

### 25.5 [Plastic Model – Aircraft \(1/72 Scale and smaller\)](#)

Entry Code	Age Group
P3	8 – 11 years
P4	12 – 14 years
P5	15 – 17 years
P6	18 years and over

### 25.6 [Plastic Model – Aircraft \(1/48 Scale and larger\)](#)

Entry Code	Age Group
P7	8 – 11 years
P8	12 – 14 years
P9	15 – 17 years
P10	18 years and over

### 25.7 [Plastic Model – Open \(Space Vehicles \(Actual\), Ships, Cars, Armour Vehicles, Science Fiction etc.\)](#)

Entry Code	Age Group
P11	8 – 11 years
P12	12 – 14 years
P13	15 – 17 years
P14	18 years and over

### 25.8 [Group Build Aircraft \(1/72 Scale CAC Boomerang\)](#)

Entry Code	Age Group
P15	8 – 11 years
P16	12 – 14 years
P17	15 – 17 years
P18	18 years and over

## 25.9 Diorama – Aircraft and Associated Equipment Only

### Competition Age Groups

Entry Code	Age Group
D19	8 – 11 years
D20	12 – 14 years
D21	15 – 17 years
D22	18 years and over

## 26.0 General Conditions of Entry

- 26.1 All entries in the modelling competitions must comply with the following;
- 26.2 Individual members can enter only ONE model each in each modelling competition category.
- 26.3 All models entered **must** be the work of the entrant entirely. In the case of Group One (8–11 years), an absolute minimum of help is permitted, but not encouraged.
- 26.4 Age of entry is as of 29 September 2024.
- 26.5 All models being entered in the Modelling competitions are to be set up between 0700 hours and 0900 hours in readiness for judging.
- 26.6 All models must remain in the competition area until after the Ceremonial Parade and presentations and must be removed as soon as possible after the parade.
- 26.7 Entries are to be made on the [Modelling Entry Form \(Form E\)](#) and forwarded to the relevant Group Education Commissioner/Officer by **Sunday 21 July 2024**. Entries are required only from those squadrons whose members are participating in a particular competition. There is no requirement for squadrons to submit an entry form where no members are competing. The Group Education Commissioner/Officer will have until **Sunday 04 August 2024** to pass all entries to the Federal Education Commissioner.
- 26.8 Late entries may be accepted at the discretion of the Federal Education Commissioner up to the date of the Review. Late entries will not be accepted on the day for judging, however any models that have not been entered may be displayed in the display area subject to available space.
- 26.9 Members entering models are to be current financial uniformed members of the Australian Air League. Membership cards may be checked, therefore entrants or their representatives should ensure that the entrant's membership card is brought to the competition area.
- 26.10 Models that have previously won either 1st, 2nd or 3rd place in an Australian Air League Review Modelling competition will not be accepted. It is encouraged that entered models which did not win a place at a previous Australian Air League Review are also not entered again and new ones are built. Models that have been entered into respective 2024 Group Review Competitions will be accepted.
- 26.11 Whilst all care will be taken to safeguard models from damage or loss, the Council of the Australian Air League accepts no responsibility for any model or diorama entered.
- 26.12 Judging of the modelling competitions will commence at 0900 hours. Except for authorised persons all persons will vacate the display area whilst judging is being conducted.

## **27.0 Kites**

### **27.1 Additional Conditions of Entry for Kites**

27.2 The kite can be either;

27.2.1 'Diamond Kite' as per the Aircraft Modelling Class 4 workbook, or;

27.2.2 The Lawrence Hargrave Box Kite as per plans on the Instructables Website - <https://www.instructables.com/The-Box-Kite/>

### **27.3 Construction**

27.3.1 All joins between the various materials used should be neat and tidy. Where glues are used, excessive glue or smears will be noted. Any cross members must be aligned correctly and coverings must not be torn or crinkled. Tails must be complete as per the kite plans used and should be displayed with the kite. Flying Lines and Reels are not required to be displayed with the kite.

### **27.4 Finish**

27.4.1 Attention will be given to how the kite is decorated and whether this suits the design, e.g. a Hargrave box kite is not decorated and will not lose points, but must have been finished correctly with no torn or crinkled fabric/paper etc. The Diamond Kite can be decorated however a member wishes.

### **27.5 Presentation**

27.5.1 The overall presentation is judged on the first impression from approximately arms distance. This takes into account the general appearance as would be seen by a casual observer.

## **28.0 Plastic Modelling – Aircraft 1/72 Scale (and smaller) and 1/48 Scale (and larger) Competitions**

### **28.1 Overall Appearance**

28.1.1 The overall appearance is judged on the first impression from approximately one arms distance. This considers the way the model is presented, and the general appearance as would be seen by a casual observer.

### **28.2 Paintwork**

28.2.1 The paintwork is judged on how the member has painted the model. It considers the use of brush or airbrush. For brush; whether there are brush marks, cleanness of lines, thickness of paint and authenticity. For airbrush; whether there is over spray, cleanness of lines, thickness of paint and again, authenticity. Overall; whether details have been painted e.g. cockpit, undercarriage, ordinance, engine etc.

### **28.3 Attention to Detail**

28.3.1 This judging criterion is based on how the member has assembled the model and whether the member has detailed the model beyond just putting the kit together. Attention will be given as to how the member has assembled all the small parts that are sometimes missed.

### **28.4 Decals**

28.4.1 This judging criterion will be based on how the decals are applied to the model, including correct alignment. For example, the correct direction that the kangaroo faces on Australian military aircraft. As all model aircraft would normally have decals, a model without decals would in most cases lose marks.

## **28.5 Overall Finish**

28.5.1 This judging criterion considers the overall finish of the model. This includes how the joins are finished. It also considers how the model looks on closer inspection. This should be achieved without the need to pick up the model in order to inspect it thoroughly.

## **28.6 Glasswork**

28.6.1 Glasswork considers the way windows, canopies, lights etc. are attached to the model and whether glue or paint smears appear. It will also consider if the framework of canopies etc. is painted and detailed.

# **29.0 Plastic Modelling – Open Space Vehicles (Actual), Ships, Cars, Armour Vehicles, Science Fiction etc.**

## **29.1 Overall Appearance**

29.1.1 The overall appearance is judged on the first impression from approximately one arms distance. This considers the way the model is presented, and the general appearance as would be seen by a casual observer.

## **29.2 Paintwork**

29.2.1 The paintwork is judged on how the member has painted the model. It considers the use of brush or airbrush. For brush; whether there are brush marks, cleanness of lines, thickness of paint and authenticity. For airbrush; whether there is over spray, runs, cleanness of lines, thickness of paint and again, authenticity. Overall; whether details have been painted, e.g. aircraft on an aircraft carrier or ship, engines (if included) on cars etc.

## **29.3 Attention to Detail**

29.3.1 This judging criterion is based on how the member has assembled the model and whether the member has detailed the model beyond merely putting the kit together. Attention will be given as to how the member has assembled all the small parts that are sometimes missed.

## **29.4 Decals**

29.4.1 This judging criterion will be based on how the decals are applied to the model, including correct alignment. Note: As some models may not have decals, marks will not be deducted if there are no decals present.

## **29.5 Overall Finish**

29.5.1 This judging criterion considers the overall finish of the model. This includes how the joins are finished. It also considers how the model looks on closer inspection. This should be achieved without the need to pick up the model in order to inspect it thoroughly.

## **29.6 Note**

29.6.1 The 'Glasswork' marks have been deleted from the 'Open' category as depending on the subject, kits may or may not have glasswork. If, however a kit does have glasswork, marks will not be counted for such so all models are marked evenly. It is encouraged however to finish any glasswork as neatly as possible.

# **30.0 Plastic Modelling – Group Build 1/72 Scale CAC Boomerang**

## **30.1 Overall Appearance**

30.1.1 The overall appearance is judged on the first impression from approximately one arms distance. This considers the way the model is presented, and the general appearance as would be seen by a casual observer.

## **30.2 Paintwork**

30.2.1 The paintwork is judged on how the member has painted the model. It considers the use of brush or airbrush. For brush; whether there are brush marks, cleanness of lines, thickness of paint and authenticity. For airbrush; whether there is over spray, cleanness of lines, thickness of paint and again, authenticity. Overall; whether details have been painted e.g. cockpit, undercarriage, ordnance, engine etc.

## **30.3 Attention to Detail**

30.3.1 This judging criterion is based on how the member has assembled the model and whether the member has detailed the model beyond just putting the kit together. Attention will be given as to how the member has assembled all the small parts that are sometimes missed.

## **30.4 Decals**

30.4.1 This judging criterion will be based on how the decals are applied to the model, including correct alignment. For example, the correct direction that the kangaroo faces on Australian military aircraft. As all model aircraft would normally have decals, a model without decals would in most cases lose marks.

## **30.5 Overall Finish**

30.5.1 This judging criterion considers the overall finish of the model. This includes how the joins are finished. It also considers how the model looks on closer inspection. This should be achieved without the need to pick up the model in order to inspect it thoroughly.

## **30.6 Glasswork**

30.6.1 Glasswork considers the way windows, canopies, lights etc. are attached to the model and whether glue or paint smears appear. It will also consider if the framework of canopies etc. is painted and detailed.

## **30.7 Notes**

30.7.1 The model may be any version of the CAC Boomerang.

- It is to be 1/72 Scale
- While there are many brands that make this subject, it must be a regular model kit, not for example, a Hobbyboss 'Easy Assembly Authentic Kit', snap together kit or diecast metal or plastic already built models.

30.7.2 The model is to be built 'Out of the Box'. That is;

- No additional detail is to be added that is not in the kit
- Only the paint option included in the kit is to be used
- Only the decal (marking) option in the kit is to be used
- Note: If there is more than one paint and/or decal option included in the kit, one should be chosen and correctly applied.

# **31.0 Diorama Modelling Aircraft and Associated Equipment only**

## **31.1 Additional Conditions of Entry for Dioramas**

31.1.1 Each diorama is to contain at least one aircraft model.

31.1.2 The maximum size of the base of the diorama is not to exceed 50cm x 50cm.

## **31.2 Scale**

31.2.1 All elements in the diorama should be in approximately the same scale. (e.g. 1/72-1/76, 1/48, 1/35-1/32 etc.).



### **31.3 Layout**

31.3.1 A well-structured and uncluttered diorama is expected.

### **31.4 Use of Materials**

31.4.1 Creativity in the use of materials is sought.

### **31.5 Skill**

31.5.1 More points will be given to the use of a wider range of skills used.

### **31.6 Construction**

31.6.1 Construction faults will be noted. The different parts of the models used in the diorama should be glued to ensure all joints fit tightly together. Gaps between joints and tool marks are to be avoided. Similarly, excessive use of glue and smearing of glue is also to be avoided.

### **31.7 Finish**

31.7.1 Attention will be given to how the materials used on the diorama have been applied. The following will be considered; the proper application of decals or decorations, brush marks and paint runs, unrealistic weathering and contamination.

### **31.8 Presentation**

31.8.1 The overall presentation is judged on the first impression from approximately arms distance. This considers the way the elements in the diorama are positioned, the realism of their presentation and the general appearance as would be seen by a casual observer.

# Education Essay

## 32.0 Education Essay Conditions and Judging

32.1 Members are invited to submit entries for the education essay competitions. Separate boy's and girl's competitions will be conducted.

### 32.2 Theme

32.2.1 The theme for the 2024 AAL Review Education Essay Competition is;

*'Forgotten Giant – Australian National Airways'*

32.2.2 Starting life in 1932 as Flinders Island Airways, for over 20 years Australian National Airways (ANA) served the people of Australia in war and peace.

32.2.3 Essays should cover the history of Australian National Airways from its pioneering days as Flinders Island Airways through to its purchase by Sir Reginald Ansett in 1957.

### 32.3 Competition Age Groups and Criteria

Group One	8 – 11 years	A simple project type of presentation in a project book
Group Two	12 – 14 years	An essay of between 1000 and 1500 words
Group Three	15 – 17 years	An essay of between 1500 and 2000 words
Group Four	18 years and over	An essay of between 2000 and 3000 words

32.3.1 The age of the entrant shall be as of **29 September 2024**.

### 32.4 Conditions of Entry

32.4.1 All entrants must be current financial uniformed members of the Australian Air League.

32.4.2 Only one entry may be submitted per member.

32.4.3 Each entry must be clearly marked with the entrant's name, age, certificate number, Squadron name and Group.

32.4.4 All entries must accompany the entry form provided to each Group and be submitted by the prescribed date.

32.4.5 Entries are to be made on the [Education Display & Essay Entry Form \(Form D\)](#) and forwarded to the relevant Group Education Commissioner by **Sunday 21 July 2024**, which will be forwarded by them to the judge of the essay competition by **Sunday 04 August 2024**.

32.4.6 All entries remain the property of the Australian Air League.

### 32.5 Judging

32.5.1 All entries will be displayed as part of the education display at the 2024 Australian Air League Review. Judging for the essay competitions will be based on the following criteria;

### 32.6 Presentation

32.6.1 The overall appearance of the information presented will be judged. The layout should be clear and well presented. Where pictures have been attached to the page, the alignment with other elements and neatness will be considered. Neat handwriting will be considered as equivalent to typed/printed information.

### 32.7 Content

32.7.1 Preference will be given to those presentations and essays that more extensively cover the theme compared to those which choose to cover a narrow part of the theme.

### **32.8 Accuracy of Information**

32.8.1 Information presented will be checked for accuracy. Misleading, outdated or incorrect information will be marked down. Presentations and essays that present more detailed information relevant to the topic is preferred.

### **32.9 Interest Level for the Reader**

32.9.1 This judging criterion shall be based on how well the attention of the reader is captured by the way the information is presented.

### **32.10 Structure**

32.10.1 The presentation or essay will be judged on the way the information flows from the introduction to the conclusion. Information that is grouped appropriately will be preferred over information that is presented in a haphazard fashion.

### **32.11 Wording**

32.11.1 Preference will be given to those presentations and essays that do not merely contain words that have been copied from other sources. Efforts made by the member to expand on the theme in their own words will be recognised. It is permissible to use internet for research, but obvious 'internet downloads' without substantial member input will not be judged favourably.

# Education Assessment Competition

## 33.0 Assessment Competitions Conditions

33.1 Each Group is invited to nominate members for the Education Assessment Competition. It is recommended that Groups nominate two members for the competition.

### 33.2 Purpose

33.2.1 The purpose of conducting the Education Assessment Competition is to recognise and reward outstanding achievement and contribution to the objectives of the Australian Air League education and field syllabi since the previous Australian Air League Review.

### 33.3 Competition Criteria

33.3.1 Group Executive Commissioners are responsible for nominating a member or members for this competition. Entry will be based on assessment records and will note achievements gained since the previous Australian Air League Review.

33.3.2 The following competition criteria will apply;

33.3.3 **Education and Field subjects passed.**

33.3.4 In the case of theory subjects, members pass marks will be assessed. In the case of practical subjects, a list of subjects passed only will be assessed.

33.3.5 **Instructor badges gained.**

33.3.6 In addition, a summary of instructor achievements detailing the number of members passed and pass marks achieved under the instruction of the nominated member will be included.

33.3.7 **Education Diploma participation - *Where appropriate.***

33.3.8 Participation by the nominated member in Squadron, Wing or Group Education Competitions at the Australian Air League Review 2024. Details of nominated member's participation in modelling and education display competitions will be included.

### 33.4 Conditions of Entry

33.4.1 Each Group may nominate two members with an overall assessment achievement in accordance with the above competition criteria.

33.4.2 Entry is restricted to members who are under the age of 18 years as at **29 September 2024**.

33.4.3 Members nominated by Groups shall be financial members of the League.

33.4.4 Group Education Commissioners are to attach a resume of the member's education achievements in accordance with the competition criteria.

33.4.5 All entries must be forwarded to the Federal Education Commissioner by **Sunday 04 August 2024** for judging.

# **AIR ACTIVITIES COMPETITIONS**

# Balsa Model Flight Competition

## 34.0 Balsa Model Flight Competition Conditions

### 34.1 General Information

- 34.1.1 Balsa models will be judged on both their construction and their ability to fly.
- 34.1.2 The balsa glider design to be used will be that which is in the AAL Aircraft Modelling Class 4 workbook and is to be built using the standard balsa sizes shown in the plans without modification.
- 34.1.3 The wingspan of any glider is to be no more or less than 30cm.
- 34.1.4 The model should be capable of stable flight.
- 34.1.5 The model is to be hand launched. Catapult launching of gliders will not be allowed.

### 34.2 Competition Age Groups

Group One	8-11 years
Group Two	12-14 years
Group Three	15-17 years
Group Four	18 years and over

### 34.3 General Conditions

- 34.3.1 All entries in the Balsa Model Flight Competition must comply with the following;
- 34.3.2 Individual members are to enter only one balsa model each.
- 34.3.3 All balsa models entered must be the work of the entrant entirely. In the case of Group One, (8-11 Years), an absolute minimum of help is permitted but not encouraged.
- 34.3.4 Age entry is at **29 September 2024**.
- 34.3.5 All balsa models being entered in the Modelling competition will be set up between 0700 hours and 0900 hours in readiness for judging at the Education Modelling Area.
- 34.3.6 Members will be notified by an announcement when static judging is complete. Members will be required to then take their model to the flight line area for the flying component.
- 34.3.7 Entries are to be made on the [Modelling Entry Form \(Form E\)](#) and forwarded to the relevant Group Education Commissioner/Officer by **Sunday 21 July 2024**. The Group Education Commissioner/Officer will then forward all entries to the Federal Air Activities Commissioner by **Sunday 04 August 2024**.
- 34.3.8 Late entries may be accepted at the discretion of the Federal Air Activities Commissioner up to the date of the Review. Late entries will not be accepted on the day for judging, but any models that have not been entered may be displayed in the display area subject to available space.
- 34.3.9 Members entering models are to be current financial uniformed members of the Australian Air League. Membership cards may be checked therefore entrants, or their representatives should ensure that membership cards are brought to the competition area.
- 34.3.10 Balsa models that have previously won 1<sup>st</sup>, 2<sup>nd</sup> or 3<sup>rd</sup> place in an Australian Air League modelling competition will not be accepted. It is encouraged that entered balsa models which did not win a place at a previous Australian Air League Review are also not entered again and new ones built. Balsa models that have been entered into respective 2024 Group Review Competitions will be accepted.
- 34.3.11 Whilst all care will be taken to safeguard models from damage or loss, the Council of the Australian Air League accepts no responsibility for any model or model entered.

## 34.4 Model Construction

### 34.4.1 Outline

The outline of the balsa models should be sharp and smooth. For example, straight edges to be cut straight. Avoid scallops or missing chunks. Curves to be smooth. Both halves of the wing should be isometric. For example, if the wing was cut through the chord at the centre of the span and folded one side over the other, each wing should be the same size and shape. The outlines of parts are not to be undercut. In order to avoid undercut, the knife of the blade should be held so that the cut remains vertical to the cutting surface.

### 34.4.2 Finish

The whole model should be sanded to a smooth finish using very fine sandpaper. Chuck gliders are not usually decorated. However, it is recommended that the model be given two coats of thin dope or banana oil to seal them from moisture which also assists to obtain a smooth finish. No additional points are given for decoration.

### 34.4.3 Construction

The different parts of the model should be glued to ensure all joints fit tightly together. Gaps between joints are to be avoided. Similarly, excessive use of glue and smearing of glue is also to be avoided.

### 34.4.4 Alignment

It is important to ensure the chord of the wing and tail plane are parallel to the centre line of the fuselage. Also, the fin should be mounted vertical to the fuselage. The wings should be mounted so that if a line was drawn horizontal to the fuselage under them, the distance measured from this line to the leading edge of the wing at any given point is the same on both sides of the fuselage.

**Note:** It is recognised that on some models the tail plane may be offset from the horizontal and the control surfaces may also be offset. This is necessary to trim the model for flight. Such a model will not incur any penalty.

## 34.5 Flights

### 34.5.1 Practice

There will be a small practice time made available, however competitors should arrive with their glider trimmed, ready for flight as best as possible.

### 34.5.2 Flying Window

Contest director to nominate the beginning of the time slot for official flights. Practice flying to stop during this period.

Models to be launched from a nominated upwind line for official flights. The line is to be nominated by the contest director.

### 34.5.3 Crashes

Should a glider break, the competitor may elect once only to hold his/her flight window for no more than 5 minutes to affect repairs, contest director has final say should the time taken be excessive.

Should a model be deemed unflyable after a crash the competitor is deemed finished his/her flight window and the best score becomes their scoring flight.

Each entrant will be allowed three flights (throws) of which the best **distance** flown will be recorded. A glider landing on or outside the sector line will be deemed out of bounds and a "foul" throw will be recorded.

### 34.5.4 Scoring

Construction: 30% of the mark

Flight: 70% of the mark.

# Aircraft Recognition Competition

## 35.0 Aircraft Recognition Competition Conditions and Entries

### 35.1 General Information

- 35.2 An Aircraft Recognition Competition will be held at the Australian Air League Review.
- 35.3 Squadrons can enter ONE team of THREE cadets in each age category.
- 35.4 The competition will run for approximately 20 minutes during which teams will be shown images of aircraft that they will then be required to identify.
- 35.5 There will be two age categories as follows:
- |           |               |
|-----------|---------------|
| Group One | 8 – 11 years  |
| Group Two | 12 – 17 years |

### 35.6 Competition Information

- 35.7 Teams will be shown 30 images during the competition. Each image will be displayed for a time of approximately 5 seconds and then teams will be allowed 10 seconds to write down an answer.
- 35.8 Cadets will complete ONE marking sheet per squadron team.

### 35.9 General Conditions of Entry

- 35.10 Age of entry shall be as at **29 September 2024**.
- 35.11 Entries are to be made on the day at the designated Aircraft Recognition Competition area.
- 35.12 Squadrons may combine where they are unable to field a full team – however a Squadron cannot be represented more than once in each age category.



# Drone Flying Competition

## 36.0 Drone Flying Competition Conditions

### 36.1 General Information

- 36.1.1 This competition which focused on flight, the key to our organisation, is designed to bring fun and entertainment for members of all ages & their families at the Review.
- 36.1.2 Participants will be required to navigate a challenging obstacle course in the fastest time. Participants will fly their drone individually against the clock through a number of obstacles or "Air Gates".
- 36.1.3 The course will include both vertical and horizontal "hoop" style gates and "pylons" (witches hats with coloured flags).
- 36.1.4 Accuracy is important, and penalties will be incurred for missing or hitting a gate.
- 36.1.5 The course will stop and start from a helipad – the participant must return and land on the helipad.

### 36.2 Competition Age Groups

36.3 The Drone Flying Competitions will have four age categories as follows:

Group One	8 – 11 years
Group Two	12 – 14 years
Group Three	15 – 17 years
Group Four	18 years and over

### 36.4 Drone Conditions

- 36.4.1 Drones must meet the following general criteria:
- 36.4.2 Hobby style "quadcopter" or small helicopters only – no commercial drones allowed. Drones should only be those that members would purchase through a hobby store, on line store or a retail electronics store.
- 36.4.3 Weight is to be under 1kg
- 36.4.4 Dimensions are 40cm x 40cm maximum
- 36.4.5 Blade size no larger than 15cm
- 36.4.6 If you are unsure if your drone would meet the criteria, please contact the Federal Air Activities Commissioner together with a picture of your drone and details of its make and model at [airactivities@airleague.com.au](mailto:airactivities@airleague.com.au) for final determination.
- 36.4.7 Any drones that are deemed on the day not to meet the criteria of the competition (provided they have not already been allowed as per the above paragraph) will not be allowed to enter.

### 36.5 General Conditions of Entry

- 36.5.1 Age of entry shall be as **29 September 2024**.
- 36.5.2 Entries are to be made on the day at the designated Drone Flying Competition area.
- 36.5.3 Drones are to meet the criteria as per 39.4 above.
- 36.5.4 When operating their drone, participants must stand clear of other persons not directly involved in the operation of their drone.

# **AFTERNOON PARADE**

# Afternoon Parade

## 37.0 Afternoon Review Staff

- |      |                 |                      |
|------|-----------------|----------------------|
| 37.1 | Parade OC       | Gp Comr. Troy Norton |
| 37.2 | Parade Adjutant | Gp Lt Joel Mortimer  |

## 38.0 Dress

- 38.1 Members are to wear the Australian Air League uniform as laid down in [Section 18](#) of the Australian Air League Manual.
- 38.2 Officers ranking Squadron Captain and above are to wear the Officer Jacket for the afternoon parade.
- 38.3 All authorised medals and decorations **MUST** be worn.

## 39.0 Duty of Care to Members

- 39.1 It is the responsibility of all Squadron OCs to ensure that their members are fit to take part in the Afternoon Parade. Members who are feeling ill should not be allowed to take part.
- 39.2 Squadron OCs are to ensure that their squadron members are sufficiently hydrated before the afternoon parade and have also had something to eat.
- 39.3 Group Executive Commissioners will ensure that the Squadrons within their Group have followed these directives.

## 40.0 Afternoon Review Competition Entries

- 40.1 **Parade Statements**  
The attached [Review Parade Statement \(Form B\)](#) must be completed and handed in by 1300 hrs on the day of the Review.
- 40.2 **Armbands**  
Armbands **MUST** be collected when handing in Parade Statements.
- 40.2.1 Officers Commanding Wings and Squadrons only will wear an armband on their left arm, which will be worn halfway between the shoulder and elbow.

## 41.0 Afternoon Review Competition Requirements

- 41.1 Squadrons will be judged in competitions on the march according to their eligibility.
- 41.2 All entries will be judged in one category.
- 41.3 Competitions will be judged on the march as the Parade moves around the parade ground and will include the following:

#### 41.4 Best Squadron On the March

##### 41.4.1 Qualifications:

<b>Total Members</b>	<b>MINIMUM – 18</b> comprising of:
<i>Officers</i>	At least <b>1</b>
<i>Flag Party</i>	Fully constituted (i.e. <b>3</b> flags, <b>3</b> escorts and <b>1</b> NCO in charge)
<i>Flight</i>	At least one flight with at least <b>9</b> members plus NCO in charge. One point shall be deducted for each member less than <b>19</b> , including the NCO. Squadrons may not field flights with more than <b>19</b> members in total.

Provided they meet the criteria for at least one flight, Squadrons with multiple flights will not be penalised for extra flights that do not meet this criteria.

#### 41.5 Best Small Squadron On the March

##### 41.5.1 Qualifications:

<b>Roll strength</b>	Only Squadrons with a total roll strength of 20 or less (as at 31 August 2024) are eligible for this competition, regardless of the number of members attending on the day. Squadrons over this number compete in Best Squadron on the March.
<b>Total Members</b>	<b>MAXIMUM – 17</b> <b>MINIMUM – 9</b> comprising of:
<i>Officers</i>	At least <b>1</b>
<i>Flag Party</i>	Fully constituted (i.e. <b>3</b> flags, <b>3</b> escorts and <b>1</b> NCO in charge) <b>OR</b> <b>1</b> Squadron Flag, <b>2</b> escorts and an NCO in charge.
<i>Flight</i>	Not more than <b>12</b> members plus an NCO in charge.

Those Squadrons deemed competitive according to the entry sheets will be judged in this category at the discretion of the marshals, and will not be competitive for the Best Squadron Trophy.

#### 41.6 Best Flight On the March

41.6.1 <b>Qualifications:</b>	<b>MAXIMUM – 19</b> (including NCO in charge) <b>MINIMUM – 10</b> (including NCO in charge). Must consist of at least <b>1</b> NCO in charge and <b>9</b> other members. One point shall be deducted from every Flight for each member less than <b>19</b> , including the NCO in charge. All flights within a squadron that meet this criterion shall be eligible.
-------------------------------	---

#### 41.7 Best Flag Party On the March

41.7.1 <b>Qualifications:</b>	Must be 3 Flag Formation (i.e. <b>3</b> flags, <b>3</b> escorts and <b>1</b> NCO in charge) as per section 13 of the Australian Air League Manual. Any flag parties with less than the numbers nominated above are non-competitive.
-------------------------------	---

## 42.0 Afternoon Parade Order

42.1 Parade will assemble in the following order:

PARADE STAFF

*Federal Flag Party*

New South Wales Group

Queensland Group

South Australia Wing

Victoria Group

## 43.0 Afternoon Parade Procedure

### 43.1 March On

- 43.1.1 Units are to commence to assemble in column of route when directed in the order as determined in paragraph [45.1](#) of this circular.
- 43.1.2 The Parade will march onto the parade ground, pass the dais and complete a circuit of the ground. After completing one circuit, the parade will form up as directed. No General Salute will be given on the march on.
- 43.1.3 Once all units are in position, the Parade OC will give the order for all units to left turn into line and face the dais.

### 43.2 Presentations

- 43.2.1 Units are advised that if they are called to receive a presentation, the member accepting the award is to move quickly and smartly to the dais area. Members accepting awards must salute the presenter, regardless of whether they are uniformed or not.

### 43.3 March Off

- 43.3.1 **Parade Hand Over.** At the conclusion of the presentations, the Chief Commissioner orders the Parade to attention and hands the Parade back to the Parade OC.
- 43.3.2 The Parade OC orders all flags to the carry.
- 43.3.3 The Parade OC orders the parade to turn right into column of route.
- 43.3.4 **March Off.** At the order, the parade will march and pass the dais.
- 43.3.5 **Eyes Right, General Salute.** At the order, in succession of units, units perform an Eyes Right/General Salute as they pass the dais. All Officers salute (unless in a flag party) and all Squadron, Wing and Group Flags salute.
- 43.3.6 After passing the dais, the Parade marches to the rear of the parade ground. The massed AAL band assembles in front of the parade facing the dais and halts.

### 43.4 Final Ceremonies

- 43.4.1 **National Anthem.** The National Anthem will play. ALL Officers salute and all flag parties General Salute.
- 43.4.2 **Federal Flag Party March Off.** Following the National Anthem, the Federal Flag Party marches off the parade ground. ALL Officers salute, and all Squadron, Wing and Group Flags General Salute, as the Federal Flag Party passes their immediate front.
- 43.4.3 **Lowering of National Flag.** After the Federal Flag Party has been marched off, the Parade OC gives the command to lower the Australian National Flag. ALL Officers salute and Flag Parties General Salute.

- 43.4.4 **Order Flags.** Following the lowering of the Australian National Flag, the Parade OC orders all flags to the order.
- 43.4.5 **Dismissal.** At the completion of the above all Group Parade OCs will be called to report to the Parade OC for de-briefing. When all OCs are dismissed they return to their Groups and immediately dismiss their Groups.



Australian  
Air League

2024 AAL REVIEW FIELD COMPETITIONS  
ENTRY FORM

Return to your Group Field Commissioner/Officer by Sunday 21 July 2024

SQUADRON \_\_\_\_\_ WING \_\_\_\_\_

Please note: • All squadrons may enter the **Open** competition

<b>SQUADRON SECTION DRILL</b> Note: Single Squadron entries only allowed.	<b>OPEN</b> <input type="checkbox"/>
--	---

<b>JUNIOR SECTION DRILL</b> Number of Junior Sections competing (for single squadron entries only – max of two) <i>If left blank – assumed only one entry.</i> Squadron Names Competing (Maximum of three):	<input type="checkbox"/>	<input type="checkbox"/>
---	--------------------------	--------------------------

<b>WING SECTION DRILL</b> Squadron Names Competing:	<input type="checkbox"/>
--	--------------------------

<b>FLAG PARTY DRILL</b> Squadron Names Competing (Maximum of three):	<input type="checkbox"/>
---	--------------------------

<b>FLIGHT DRILL</b> Number of flights competing (for single Squadron entries only – max of two) <i>If left blank – assumed only one entry.</i> Squadron Names Competing (Maximum of three):	<input type="checkbox"/>	<input type="checkbox"/>
---	--------------------------	--------------------------

Wing / Sqn OC \_\_\_\_\_  
NAME (PRINT)

\_\_\_\_\_  
SIGNATURE

Dated this \_\_\_\_\_ day of \_\_\_\_\_, 2024







*Australian*  
**Air League**

**2024 AAL REVIEW SOLO MUSIC  
COMPETITIONS ENTRY FORM**

- For each competition, a maximum of three competitors may be entered per squadron.
- Ensure you enter the Certificate Number and date of birth for each competitor. Competitors will be allocated to age categories based on the date of birth entered.

*Return to your Group Field Commissioner/Officer by Sunday 21 July 2024*

**SQUADRON** \_\_\_\_\_ **WING** \_\_\_\_\_

OC Entry Signature \_\_\_\_\_ / \_\_\_\_/2024

**SOLO BUGLER:**

Cert No.	Surname	Given Name	Date of Birth

**SOLO SNARE DRUMMER:**

Cert No.	Surname	Given Name	Date of Birth

**SOLO TENOR DRUMMER:**

Cert No.	Surname	Given Name	Date of Birth



*Australian*  
**Air League** Inc.

**2024 AAL REVIEW  
EDUCATION DISPLAY & ESSAY ENTRY FORM**

**This entry form is to be completed and submitted to your Group Education Commissioner/Officer no later than Sunday 21 July 2024. No entry forms will be accepted after this date.**

**SQUADRON** \_\_\_\_\_ **GROUP** \_\_\_\_\_

**Education Display:**      Yes    No

Please circle either Yes or No. Special requirements should be noted on entry form.

If "Yes" is indicated:

**Total squadron membership as at 30th June 2024:**    Cadets: .....

Officers: .....

**Participation in the Education Display:**

Cadets: .....

Officers: .....

**Essay Competition**

Junior Project Books:      Please indicate number .....

Cadet Essays:              Please indicate number .....

Senior Essays:              Please indicate number .....

**Squadron O.C.** \_\_\_\_\_

**NAME (PLEASE PRINT)**

\_\_\_\_\_

**SIGNATURE**

**Date** \_\_\_\_\_

